

TEACHING POETRY THROUGH HOT POTATOES PROGRAM (*Pembelajaran Puisi melalui Program Hot Potatoes*)

Besse Darmawati

Balai Bahasa Ujung Pandang
Jalan Sultan Alauddin Km 7/Tala Salapang Makassar
Telp. (0411)882401, Fax (0411)882403
Pos-el: darmawatibesse@yahoo.com
Diterima: 2 Februari 2012; Disetujui: 26 Maret 2012

Abstrak

Tulisan ini bertujuan untuk menjelaskan tata cara mengaplikasikan teknologi komputer dalam proses pembelajaran, khususnya pembelajaran puisi melalui program Hot Potatoes. Puisi dapat dimodifikasi menjadi salah satu materi ajar yang lucu, disebut sebagai materi ajar otentik, melalui sarana latihan yang lucu pula dalam program Hot Potatoes. Program ini hadir dengan berbagai variasi, yaitu: J-Quiz, J-Cloze, J-Match, J-Mix, J-Cross, dan The Masher. Kesemuanya itu sangat penting untuk siswa dan guru dan dapat saling mendukung antara satu dengan yang lainnya, tetapi J-Cloze merupakan variasi Hotpot yang sangat praktis dan cocok digunakan dalam pembelajaran puisi. Bagi guru, hal ini merupakan model terbaik untuk meningkatkan kemampuan siswa dan menyediakan berbagai aktivitas kepada siswa. Di samping itu bagi siswa, hal ini merupakan kegiatan yang menyenangkan untuk memacu kemampuan mereka dengan berbagai latihan karena latihan merupakan bentuk pembelajaran pilihan siswa berbasis latihan yang lucu dan menyenangkan. Oleh sebab itu, pembelajaran puisi menjadi materi pilihan bagi guru dan siswa, dan program J-Cloze sangat tepat digunakan untuk mengajarkan materi tersebut kepada siswa dengan berbagai latihan yang efektif dan kreatif dalam bentuk latihan esai (cloze test).

Kata kunci: proses pembelajaran, puisi, program Hot Potatoes

Abstract

The writing aims to describe the procedure of applying computer technology in teaching-learning process, specially teaching poetry through Hot Potatoes program. Poetry can be modified into fun teaching and learning material known as authentic material through fun exercises in Hot Potatoes program. Hot Potatoes program presents as an exercising facility in some variations, such as J-Quiz, J-Cloze, J-Match, J-Mix, J-Cross, and the Masher. All these variations are very important for both students and teachers that can support each others, but J-Cloze is very simple and appropriate used in teaching poetry. For the teacher, it is a great way to improve the students' engagement especially in encouraging exercises and provide some activities to the students. Meanwhile for the students, it is a fun activities to improve their ability with exercises because exercise is an alternative idea to modify the students' activities within plenty exercise comfortable. Therefore, teaching poetry is a great choice of teaching material for both teachers and students, and J-Cloze program is very appropriate for giving the material to the students through effective and creative exercises in cloze test style.

Key words: Teaching-learning process, poetry, and Hot Potatoes program

1. Introduction

Starting with the end of 1980s, computer assisted training, test, drill and authoring tools were developed. Nowadays, the computer technology has become an indispensable part of initial education. It refers to us ICT in the active and reflective study process (Kalnina and Kangro, 2007). Further, computer technology has been advancing at an increasingly rapid pace and is fast becoming part of our everyday life. Today, computers are in people's home is not as rarity, but as something common, reasonably affordable and easy to use for entertainment, work and learning (Samtidar, 2009). Therefore, computer is very needed by people in the world.

Related to the educational scene, schools are now adopting computer technology in the areas of teaching, learning and administration on a much wider scale over fifteen years ago when personal computers were introduced into education. It can be used to assist in teaching and learning process. The use of computer technology in schools is caused by many reasons with such benefits. One of the reasons of using computer technology is to empower the both teachers and students in their teaching-learning process. As a result, both teachers and students should be mastering computer as a tool in improving their quality in teaching and learning process.

The role of computer technology is probably the most powerful in teaching and learning situation in the classroom. A rapid development of computer technology has been the production of highly user-friendly application software that tends to place increased emphasis on learners controlling the learning environment. Some software has been specifically designed to achieve the students' skill in a more general nature, for example, Hot Potatoes and its variety programs.

Hot Potatoes program is a software that can be downloaded from the internet freely. It is very easy to use for both teachers and students. It is also fun for teaching and learning. This software is great alternative for teachers to improve the students' engagement, especially in encouraging exercises. This software also will help the teachers to provide activities for students to improve their ability with exercises.

Hot Potatoes program provides a set of fun activities for the students, which can be done at their free time. Hot Potatoes program is very important for both teachers and students that can support each others (Noni, 2002). Thus, this program is an alternative computer facility in modifying teaching and learning into many styles. One of them is through exercises, known task-based learning style.

Task-based learning is a learning style which provides exercises within plenty exercises enjoyable and comfortable. According to Nunan (1989:10), task-based learning is a piece of classroom work which involves learners in comprehending, manipulating, producing in the target whole. It should also have a sense of completeness, being able to stand alone as a communicative act in its own right. Moreover, Richards (2001:223) argued that engaging learners in task work provides a better context for the activation of learning process. Hence, it is better opportunities for teaching poetry to take place in task-based learning.

Through Hot Potatoes program and task-based learning style, fun activities to the students provided from poem are very popular. In this way, teaching-learning process by using poem material, known as an authentic material, can be developed into exercises, for instance, gap filling exercise. It is a classroom activity by asking the students to find word(s) in the blank space of the poem.

In this paper, the writer introduces an activity of lyric poem under the title of "The Rose Family by Robert Frost". It generally talks about the life of love. According to Thaler (2008:136), lyric poem is a short rhythmical poem with a single speaker who expresses personal thought and feelings, so that it conveys intense feeling or profound thought. It is usually stanza and euphonic, having sweet sounds which please the ear. Therefore, all love poems are lyrics.

Generally, there are many poems which can be applied in task-based learning style through Hot Potatoes program, but the writer will simply focus on love poem. Darmawati (2010:3-4) argued that love poem is a part of poetry as authentic material in teaching which able to make students feel interested and

enjoyable. The writer also creates an activity in cloze test by using J-Cloze program. It is very simple and fun for both teachers and students because the teachers just prepare the simple poem with some hidden words, and then giving a clue to make students easy to answer the hidden words. Therefore, this writing discusses about teaching poetry through Hot Potatoes, especially in J-Cloze program.

Based on the explanation mentioned above, thus the writer formulated the research statement, as “How is teaching poetry through Hot Potatoes program?”

In relation to the problem statement above, the objectives of this research is to find out the way of teaching poetry through Hot Potatoes program.

2. Theoretical Framework

2.1 Concept of Poetry

Poetry comes from a Greek word “to make” that is specially made objects in words. It is not like ordinary speech or writing. It says something about ideas, feelings, places, people, and events. It can argue, explore feelings, create pictures, and tell stories (Gill, 1995:1-3). According to Little (1970:162), poetry is the most intensely emotive of literary forms. It employs the techniques of verse, making sound and formal structure part of its means of expression. It displays almost indefinable quality of emotional and imaginative impact that earns it the name of poetry. Perrine (1969:3) also said that poetry is as universal as language and almost as ancient. In all ages and in all countries, poetry has been written-eagerly read or listened-to by all kinds and conditions of people because it has given pleasure. People have read or listened or recited to it because they liked it or gave them enjoyment, so that poetry has been regarded as important, not simply as one of several alternative forms of amusement.

Many theories about the nature and the aim of poetry have been formulated, but no single satisfactory definitions seem to exist. Poetry is identical with entire meaning and without meaning, poetry is nothing. Accordingly, the writer formulates that poetry is a group of

beautiful words in a specific design to present the author’s expression. In expressing idea, the author uses his or her diction as beautiful words to present his or her work. In poetry, author just uses few words, but sometimes has more than one meaning. It means that poetry just involves few words chosen to interpret the meaning of the poem. As a result, the listeners or the readers may have different interpretations from one poem, but it is valid as far as it concerns to that poem.

Below is one poem from Robert Frost which is suitable used as material in teaching poetry in the classroom through Hot Potatoes program.

THE ROSE FAMILY

by Robert Frost (1874-1963)

The rose is a rose,
And was always a rose.
But the theory now goes
That the apple’s a rose,
And the pear is, and so’s
The plum, I suppose.
The dear only knows
What will next prove a rose.
You, of course, are a rose—
But were always a rose.

2.2 Computer Technology Uses to Assist in Teaching-Learning Process

Computer technology can be used to assist in teaching and learning process. The major ways of it involve the roles of the computer as a tutor and as a tool (Samtidar, 2009).

As tutor, students can learn from the computer by following the instruction of the computer as like as learn from the teacher. Meanwhile, teachers also can teach their material through computer as like as teach in the classroom by using a computer programming language, such as LOGO or BASIC.

On the other hand, computer also is as a tool. As a tool, computer is a tool to facilitate both teachers and students to assist in teaching and learning process in the classroom through computer software program, for instance: Hot Potatoes program. It helps the teachers to present

their material in some varieties, thus the points look interesting. Besides, from the interested points, students also feel fun, interested, and enjoy the lesson from the teacher.

Therefore, computer technology can be used to assist both teachers and students in teaching and learning process.

2.3 Hot Potatoes Program

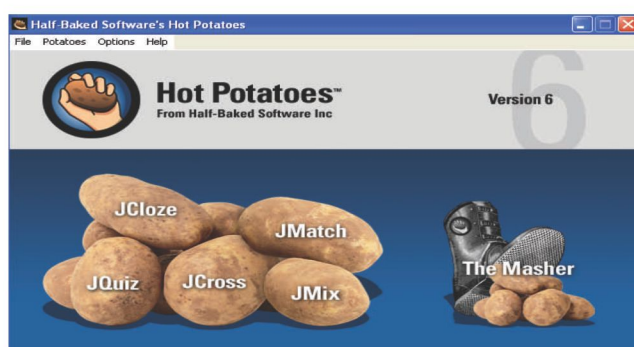
Hot Potatoes program is a set of authoring tools, created by the Research and Development team at the University of Victoria Humanities Computing and Media Centre. It enables us to create interactive Web-based exercises of several basic types. Hot Potatoes program is a freeware, so that people are welcome to use it for any project as long as you like. User will be prompted to register when starting the application. This process simply asks for user name, and stores it in the system registry. The user name will be inserted into exercises that have created with Hot Potatoes program, and then identifying the user as the author of the exercises. It will not be sent to anyone else (Courseware II-Hot Potatoes).

Hot Potatoes program is actually a software suite comprised of six different programs, referred to as “modules”. Each module can be used to create a different type of interactive based on the exercises. The six different modules are referred to as “potatoes,” and consist of: J-Match, J-Mix, J-Cross, J-Cloze, J-Quiz, and The Masher, with each name referring to the type of exercise the module creates. A summary of the types of exercises can be created with each module as well as links to interactive examples created by the authors.

Hot Potatoes program uses both HTML and JavaScript. Teachers use the program’s exercise templates to create exercises on Web pages, which then can be uploaded to a server where students access them. Hot Potatoes program can stand alone or be linked to other exercises to form a sequence of tasks. Students can correct their own work based on the clues and feedback set up in advance by the teacher. Although no knowledge of Web design is necessary to create the Web page exercises, teachers with such knowledge can customize the

materials to a greater degree by manipulating the program code.

Actually, Hot Potatoes is not a freeware, but it is offered free to the educational community for use by state educational institutions which are non-profit making. It is a simply way to get this software through downloaded from the internet or go to www.halfbakedhotpotatoes.com, then installed in your own computer. The display of Hot Potatoes can be seen as in the following:



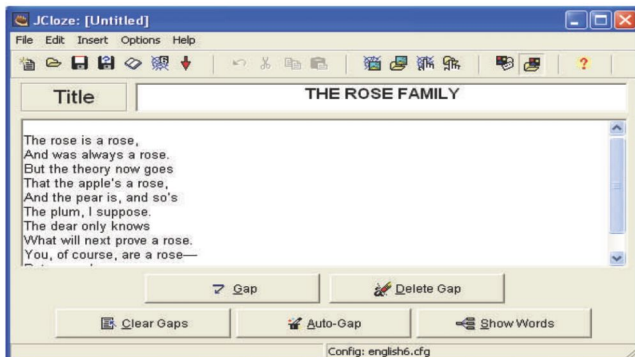
The availability of Hot Potatoes software in our computer opens challenges for us to create activities in making exercises based on our own specification. As seen on the display previously, there are five different modules, which might be useful to create exercises or quizzes for the students and the other one as a collected pace of exercises activity. In the following is the explanation of types of Hot Potatoes:

1) J-Cloze

J-Cloze is a program of Hot Potatoes which enables us to make gap-fill or cloze exercises. The idea of a gap-fill exercise is that the student completes all the answers before checking. In other words, it can be said that it is a holistic exercise. It is a learner activity which gives unlimited number of options for each gap. The teacher can also provide a hint for the students to help them to choose the correct answer. When all the answers have been entered, the student presses the “**Check**” button to mark the answers. Correct answer will be inserted into the text, while the incorrect answers will be left in textboxes, so that they can be

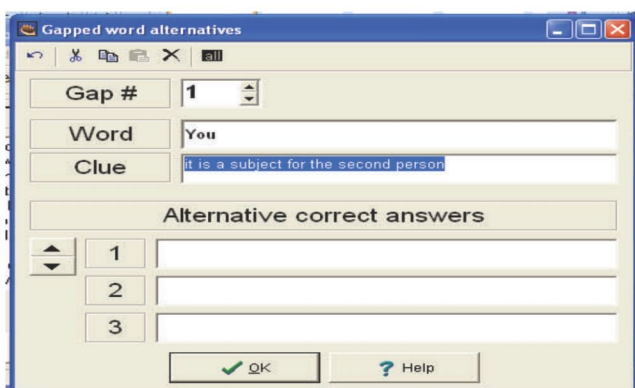
corrected. When the student checks an answer that is not completely correct, a penalty is incurred, so the score depends on the number of checks required before the answer is completely correct.

In the following display, it is piece of J-Cloze where students can put the title of cloze exercise that will be made.



In this exercise, students write down the title of the reading or other activities in the title column. After that, students write down the reading passage on the space provided below the title column. They shall highlight the word(s) that are meant to be the gap. Every time a word is highlighted, and then clicks “Gap” button, thus the gapped word alternatives will appear as shown in the next display. The gap word appears automatically in the alternative box, so the students can fill in the clue if desired.

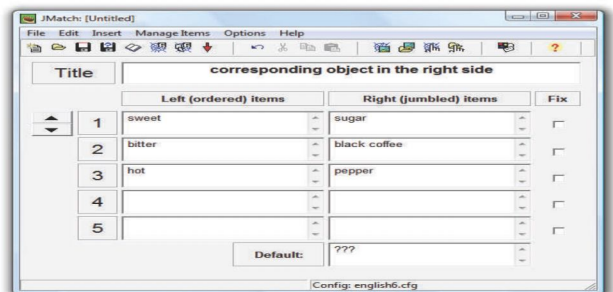
Lastly, write down the alternative correct answers in the column provided if there is possible answer, and then click “OK”. The result of J-Cloze is shown in the following picture.



2) J-Match

J-Match is a program of Hot Potatoes which enables us to create matching exercises. Basically, in J-Match exercises, a list of items appears on one side, and each one must be matched up to an item on the other side. In other words, the list of words must be matched between the left side and the right side. Thus, J-Match provides matching or ordering alternatives. It can also be used to match pictures, text or the translation of vocabulary. It is a very simple procedure. Students just write down the ordered list of the texts, pictures or vocabulary on the left side. Conversely, write the corresponding answers on the right side.

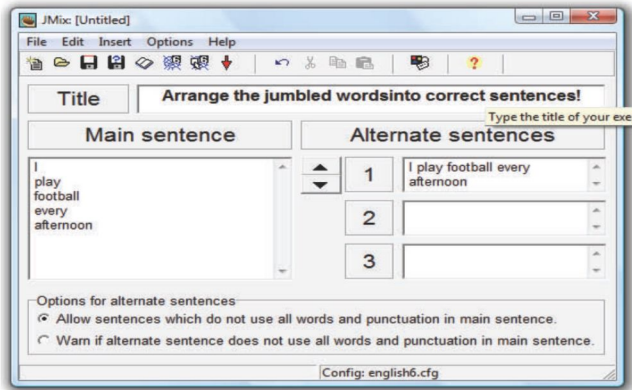
J-Match output comes in two types, namely “standard” and “drag-drop”. The standard output uses a drop-down list of items on the right. This is the format to use when have more than seven or eight items, and the items on the right are only text. If have only a few items, and especially if the items are graphics, it had better use the drag-drop format. Remember that, do not use the drag-drop format if you have more than eight items, because scrolling on the page will make dragging and dropping difficult.



3) J-Mix

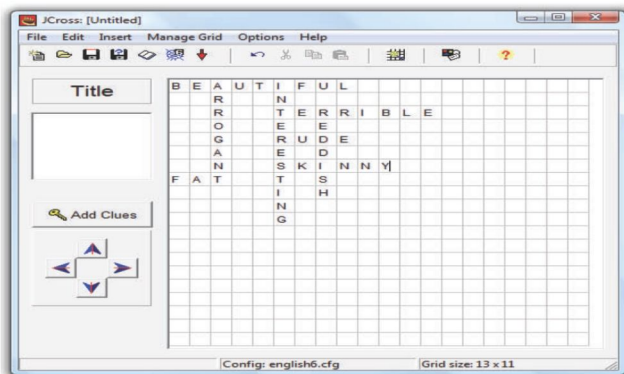
J-Mix is a program of Hot Potatoes which provides a jumbled-sentence exercise. In this exercise, students can jumble the words in a sentence, or the letters in a word. There are many varieties of sentences which can be created from this exercise, such as words and punctuation in the main sentence. Like J-Match, J-Mix has two output formats, that is “standard” and “drag-drop”. The

screen of J-Mix will look like in the following picture.



4) J-Cross

J-Cross is a program of Hot Potatoes which enables us to create an exercise into a crossword puzzle. The puzzle can be written across or down. The hints, which help the students to solve the puzzles, are also provided. In making an exercise in this program, please enter your letters in the grid, and then add the clues. To enter letters in the grid, click “OK” on a square and type a letter. The screen of J-Mix will look like in the following picture.



5) J-Quiz

J-Quiz is a program of Hot Potatoes which enables us to create question-based exercises. It also provides unlimited number of questions with feedback for each type. In feedback, we are free to type the relevant reasons for the correct and incorrect answer. There are four types of exercises that can be chosen from J-Quiz, namely Multiple Choice, Short Answer, Hybrid and Multi-select. Each

type has own activities in practicing.

a. Multiple Choice

In this type of question, the students have options to choose the correct answer, but sometimes the students chose the incorrect answer. In addition, there is also a pace feedback. In feedback, a symbol of “X” will appear when students choose the incorrect answer. Meanwhile, if the students hint the correct one, there will be a good chosen with a symbol in “☺” and the feedback as well.

b. Short Answer

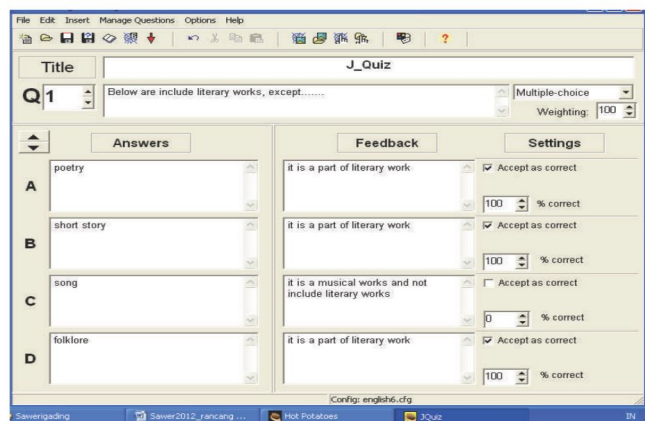
The students have to type the answer in the box, and click “Check” button to see whether their answer is correct. The page will match the students’ answer and the correct answer. If the answer is incorrect, the feedback will come out. Hint is also provided to help the students to find out the correct answer.

c. Hybrid

It is the combination of the two. At first, the students will have to write down the question in the box and click “Check” button. When after several attempts, they cannot get the correct answer. The question will change into a multiple choice to make the students easier to answer the question.

d. Multi-select

It gives the students opportunity to select the correct answers. J-Quiz program can be seen on the display below as a tool for making exercises.



6) The Masher

The Masher is a program of Hot Potatoes and is a tool for automatically compiling batches of *Hot Potatoes* exercises into units. We can imagine that if we have five *Hot Potatoes* exercises that form a single unit of materials, of course, we need a simple place for all. By the way, we also want to build HTML files from all exercises with the same colors and appearance settings. Thus, we try to link the exercises together using the navigation buttons, and create an index file for the unit. This activity will be chance in The **Masher** program.

The **Masher** processes each file in turn by launching the appropriate *Hot Potatoes*, and then loading the file into it, setting the configuration data, and compiling the Web page. When all the Web pages are compiled, the program will create an index page for the entire unit. We can then view the index page, and access the exercises automatically.



3. Method of The Research

This writing applies qualitative description study which focused on practicing technique in operating Hot Potatoes program. By using the computer technology, both teachers and students should be able to operate computer, especially the Hot Potatoes program and its variety programs. And then, put each program into exercises for many times. The more doing exercises, the more mastering the program.

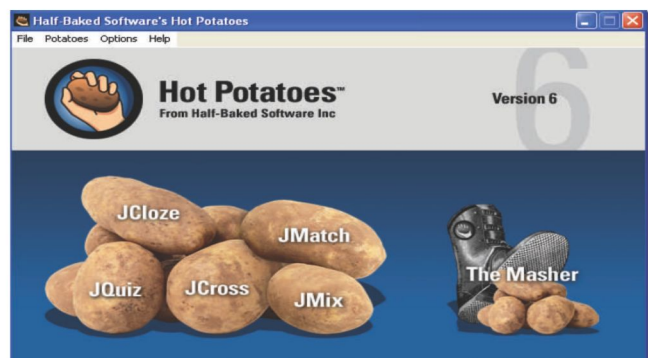
Basically, there are two important things as data of this study, namely, Hot Potatoes

program and lyrical poem under the title of “The Family Rose”. The Hot Potatoes program is a computer program which is used to operate the poem into exercise. Meanwhile, the poem is a data which is used as a material in teaching. Both of them are very important in building up some exercises of teaching poetry though Hot Potatoes program. This exercise is created as a set of fun teaching and learning process under the name of task-based learning style.

4. Discussion

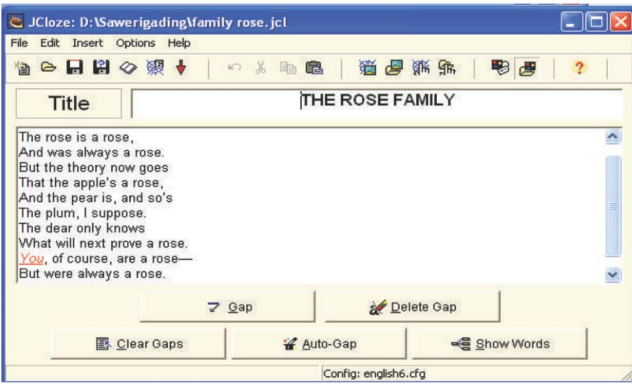
Generally, all programs in Hot Potatoes are challenging teachers and students to encourage their ability through exercises interactively. Because of the limited pages of this writing, the writer just gives an example on practicing J-Cloze program in cloze test in developing students’ ability in filling the gaps of poem exercise by using Hot Potatoes program. The instructional of using J-Cloze program in cloze test style is in the following steps:

1. Activate the Hot Potatoes program as shown in the following display.

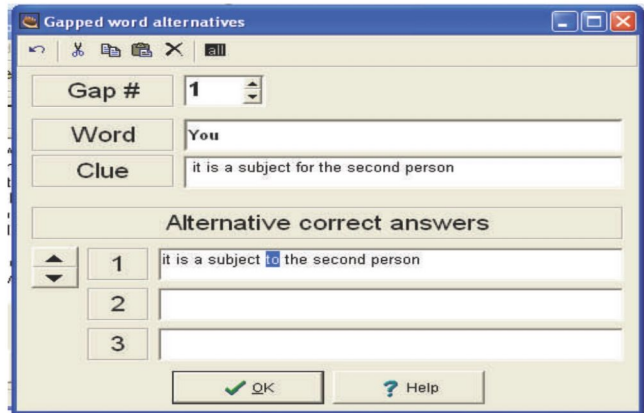


2. From the Hot Potatoes programs, choose J-Cloze as shown on the display above, and then fill the instruction on the display of J-Cloze. The display of J-cloze is shown in the following picture:

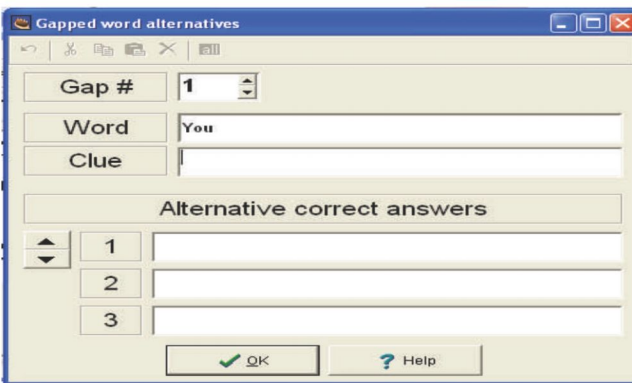
Fill the column of “Title” with the title of the poem which will be used as teaching material. For example: THE FAMILY ROSE.



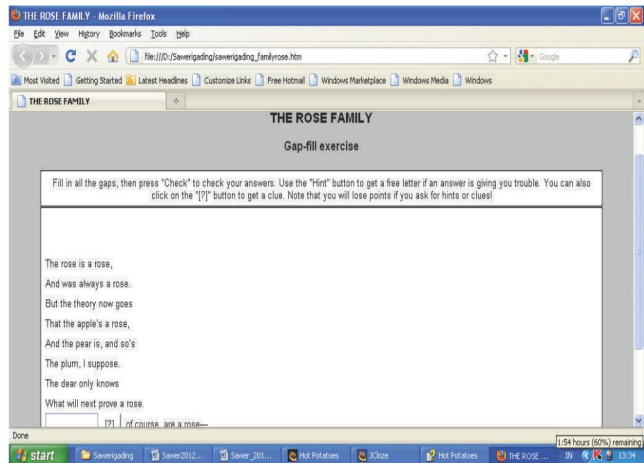
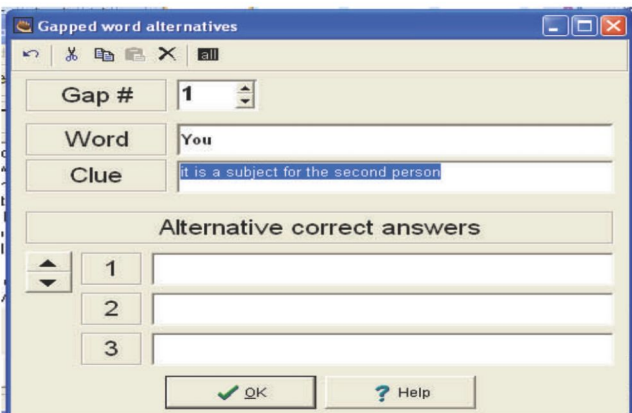
- Type the poem completely as seen as in the previously display.
- Choose a word as a question by following the instructions. For example: YOU.
 - Block the word manually or by using mouse or coloring the word.
 - Click “Gap”, and then the display above will appear:
 - Type in space of “clue” as a



- Click “OK”
- Save the file and give a name, for example: sawerigading\familyrose.jcl
- From the file saved, save again in HTM file by following the instructions:
 - Click “File”, and then choose “create webpage” – “Standard Format”.
 - Type the name of the file without space.
 - Click “view the exercise in my browser”, then appear the display below:



direction for students to answer the question. For example: “It is a subject for the second person”.



By adopting the instructions of using J-Cloze program, let us make exercises as much as possible. The more exercises made by students are more practicing in Hot Potatoes program. More practicing of the students can improve the students' skill in making exercises and answering the questions.

5. Conclusion

Considering the problems, the objectives, and the discussion of this study, thus the writer comes to the conclusion. The writer concludes that the students' ability cannot be known only by seeing their ability in answering the questions, but also in making exercises then giving the correct answer. In making exercises, it is not only done manually in the paper, but also in the computer variously. Great software in the computer provides such interesting activities in making exercises, namely Hot Potatoes program. Hot Potatoes program is a great way to provide the students' activities, which can improve the students' ability in developing their exercises. Nowadays, all of the Hot potatoes' programs are familiar for students, but J-Cloze is commonly used and easy to understand by the students, particularly in teaching poetry as an authentic material into education scene.

Through this writing, the writer also suggests that both teachers and students should be able to master in computer technology because it has been advancing at an increasingly rapid pace. As a result, they must operate computer and any other programs on it rapidly. Nowadays, computer technology is a solution in facing global life and its problems, so that, teaching and leaning by using computer program is very important to overcome some educational problems through technology.

REFERENCES

- Darmawati, Besse. 2010. *Using Poetry to Develop the Students' Writing Skill*. Thesis. Makassar: State University of Makassar.
- Gill, Richard. 1995. *Mastering English Literature*. Second edition Edition. London: MacMillan Press, Ltd.
- Kalnina S and I. Kangro. 2007. *Ict in foreign language teaching and learning at university of latvia in the light of the fiste project*, Ict in Education: Reflections and Perspectives. http://bscw.ssai.valahia.ro/pub/bscw.cgi/d257207/Paper13_S_Kalnina_105_110.pdf. Retrieved on November, 16th 2009.
- Little, Graham. 1970. *Approach to Literature*. Forth Edition. Australia: Science Press.
- Noni, Nurdin. 2002. Promoting Learning Interaction through Multimedia-Based Tasks in the Second/Foreign Language Classroom. Al-Diaz Fellowship, La Trobe University.
- Nunan, D. 1989. *Designing Tasks for the Communicative Classroom*. New York: Cambridge University Press.
- Pelatihan Courseware II (Hot Potatoes) « Indonesian Civics Education (unofficial site).htm. September 10, 2008.
- Perrine, Laurence. 1969. *Sound and Sense: An Introduction to Poetry* (Third Edition). New York: Harcourt, Brace & World, Inc.
- Richards, Jack. 2001. *Approaches and Methods in Language Teaching*. New York: Cambridge University Press.
- Samtidar, 2009. *ICT in Language Learning*. Makassar: unpublished hand-out, English Education of Post-Graduate Study, State University of Makassar.
- Thaler, Engelbert. 2008. *Teaching English Literature*. Germany: Verlag Ferdinand Schöningh GmbH & Co. Online <http://books.google.co.id/books>. Retrieved on March 27th 2010.

